

MUI Graphics Standards Questionnaire

Purpose of this Questionnaire:

This questionnaire is meant to help you choose graphic style options that will set a consistent visual standard for your company or project site. Each category is flexible. You're welcome to request changes or suggest alternatives. These options are simply a starting point to guide the design process.

Our Standards:



Air Systems



Water Systems



Terminal Units



Floor Plans



Speed & Accuracy

Receive the fastest and most precise HVAC Building Automation UI graphics in the industry—enhancing system clarity, control efficiency, and real-time visualization.



Customer Service

Our team develops customized company standards to ensure consistent, high-quality graphics across all your project specifications, budget, and timeline.



Industry Expertise

Our team of mechanical engineers, drafters, and modelers collaborates seamlessly to deliver high-fidelity 3D floor plan graphics—integrating complex mechanical systems, ductwork layouts, zoning, etc.

Let's Get Started!

Company Name _____

Project Name _____



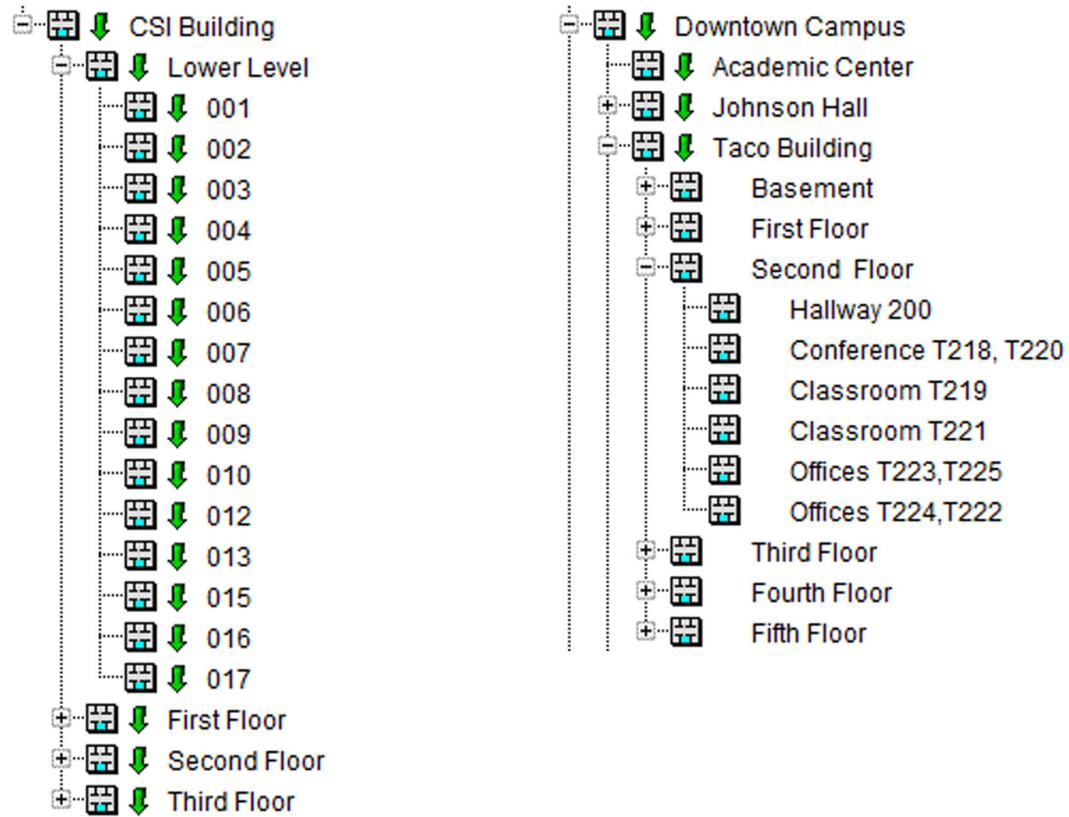
sales@qagraphics.com



515-965-3403



www.qagraphics.com



SCT Version: _____

Spaces:

- Is this for a single building or part of a larger site or campus? **Please provide preference below.**
- Please refer to how we set up configurations for individual buildings compared to multi-building sites.

☐ **Single Building:** _____

Building
 Floor 1
 Room 1
 Room 2
 Floor 2

☐ **Site:** _____

Site
 Building
 Floor 1
 Room 1
 Room 2
 Floor 2

Comments:




Master Template

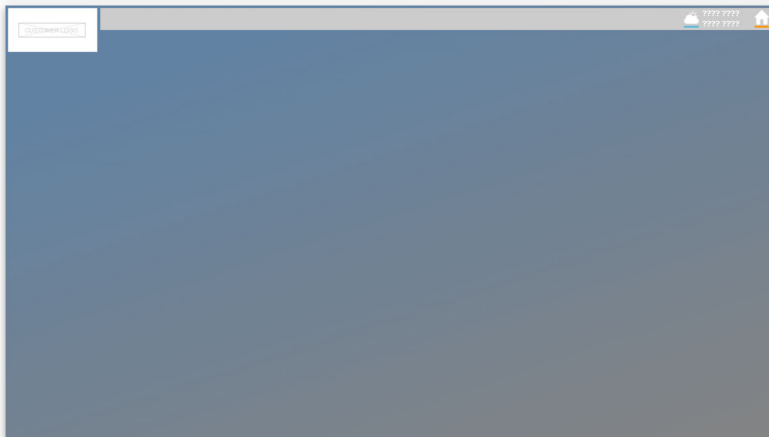
Examples:



☐ Template 1



☐ Template 2



☐ Template 3

Other ☐

Choose 1:

- Please select one of the above master templates inside MUI.
- We can also customize to your needs to match branding by using specific colors and logos, or match existing templates. Templates can also be found at the following link:
<https://spaces.hightail.com/space/V48Vg7jwQS/group/st-a57fdef5-6bf3-499e-9896-14ab05d529cd>

Comments:



sales@qagraphics.com



515-965-3403



www.qagraphics.com





Homepage layouts typically include:

- A Photo of the Building
- Floor Plan Links
- Main System Links (with a short summary of important points)
- Miscellaneous Systems

Need something additional? List out any other homepage elements needed:


Comments:




Point Names

What type of databoxes would you prefer? (select an option below)

Examples:



☐ Basic Value Boxes



☐ Advanced Value Boxes
(slightly increases design time)

How would you like point names to appear on the graphics? (select an option below)

☐ Full Point Name (Example: Discharge Air Temperature, Supply Fan Status, etc.)

☐ Shortened Point Name (Example: DA-T, SF-S, etc.)

Comments:



sales@qagraphics.com



515-965-3403



www.qagraphics.com




Floor Plan Navigation

Examples:



Overall



Area with Navigation Keyplan

Typically on larger floor plans, we'll break up the entire floor into smaller areas.

These area splits can be determined by mechanical areas or other determining factors.

Are areas needed for the floor plans? (select an option below)

☐

Yes

☐

No

If so, do you have a preference on how to split up the areas?

Would you like to have a Navigation Keyplan present on every floor plan graphic?

(select an option below)

☐

Yes

☐

No

Comments:



sales@qagraphics.com



515-965-3403




www.qagraphics.com



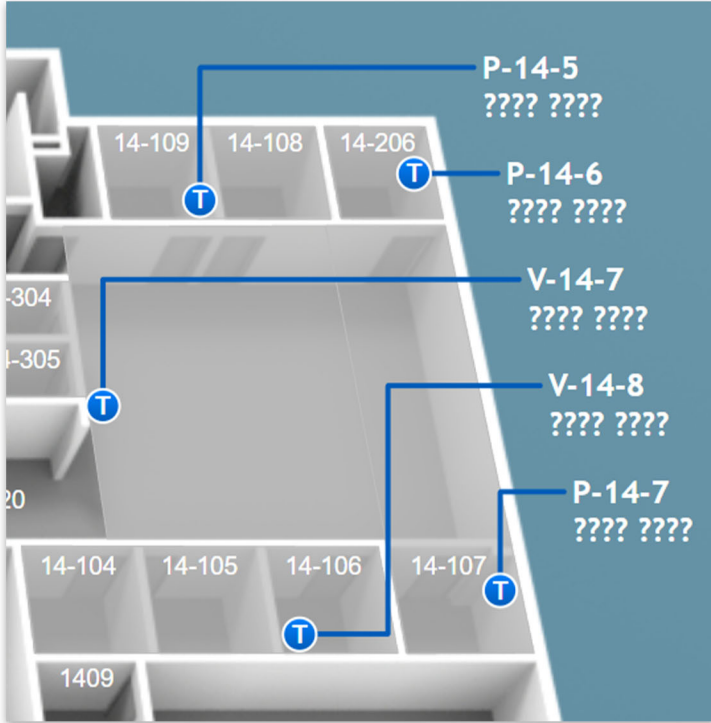
Floor Plans

What type of zoning would you prefer? (select an option below)

Examples:



Normal Zoning
(with automatic zone temp points within space)



T-Stat Location Zoning
(with leader lines to temp points)

Would you like a Room Control Module? (select an option below)

☐ Yes

☐ No

Room Control Module

No Space Selected

High Alarm

High Warning

Low Warning

Low Alarm

Comments:



sales@qagraphics.com



515-965-3403



www.qagraphics.com

